

C A T A L O G U E 2 0 1 4



1968

Evolution



the garage door



made in Italy



STEEL



WOOD

THE SCUDO OVERHEAD DOOR IS ENHANCED BY SMART WOODEN CLADDING APPLIED EXTERNALLY TO THE DOOR, UPRIGHTS AND CROSS PIECE. IN 18MM THICK OKOUMÈ PANELS IN THE TRADITIONAL EVERGREEN AESTHETICS OF THE PRESTIGE LINE.

OVERHEAD REINFORCED DOOR


- DE NARDI HAS NEVER BEFORE PRODUCED AN OVERHEAD DOOR OFFERING SUCH SECURITY.
- THE DOOR IS MADE WITH 1,2 MM TUBULAR SECTION AROUND THE OUTER EDGE, REINFORCED INTERNALLY WITH A SPECIAL 3,0 MM SECTION AND FITTED WITH SEALING STRIP AROUND THE EDGE.
- THE EXTERIOR IS COVERED WITH 1,5 MM THICK SHEET METAL PANELS, WHILE THE INTERIOR IS CLAD WITH 1,0 MM THICK PANELS.
- INSULATION IS PROVIDED BY SELF-EXTINGUISHING, HIGH-DENSITY POLYESTER MATS.
- THE MOTOR-OPERATED ELECTRIC LOCKS ARE FITTED WITH DRILL-PROOF CYLINDER AND RELATIVE DEFENDER.
- ALL THE VITAL PARTS ARE ALSO PROTECTED BY A VERY THICK MANGANESE STEEL PLATE TO ENSURE TOP LEVEL SAFETY AND SECURITY.

- THE WING-UP GARAGE DOOR IS DRIVEN BY 24 Vv. c.c ACTUATORS AND BY AN ADVANCED ELECTRONIC SYSTEM FEATURING DE NARDI TECHNOLOGY.

WIDTHS FROM 250 CM TO 340 CM
HEIGHTS FROM 200 CM TO 275 CM

**CLASS 3
CERTIFICATION**

DE NARDI PRATIC SPECIAL SCUDO OVERHEAD REINFORCED DOOR WITH PEDESTRIAN DOOR HAS BRILLIANTLY PASSED THE TESTS ENVISAGED BY THE STANDARD UNI ENV 1627 TO OBTAIN CERTIFICATION IN CLASS 3.



**ELEGANCE**

THIS IS THE NEW, ELEGANT AND SAFE OVERHEAD STEEL DOOR BY DE NARDI. THE CLADDING ON THE EXTERIOR SIDE IS WITH 1 MM THICK SHEET METAL PANELS ARRANGED VERTICALLY OR HORIZONTALLY; ON REQUEST IT CAN BE INSULATED AND REFINED INSIDE WITH SHEET PANELS 1,0 MM, OR OKOUMÈ PANELS 6/8 MM.

CLASSIC - V

STANDARD PAINT FINISHES IN RAL COLOURS USING BAKING POLYESTER POWDER PAINTS FOR MAXIMUM WEATHERING RESISTANCE.

SIZES UP TO
W 500 X H 280 CM.

DOUBLE



CLASSIC - O

DIAGONAL



THIS IS THE NEW GENERATION OF STEEL OVERHEAD DOORS THAT USE THE SAME 42MM THICK INSULATED PANELS AS THE SECTOR2 SECTIONAL DOOR; INTERPRETED IN THE EXCLUSIVE DE NARDI STYLE.

AVAILABLE IN THE 4 FINISHES SHOWN, WITH 3 SURFACE VARIANTS (PLAIN, EMBOSSED WOOD OR STUCCO) AND A WIDE RANGE OF RAL STANDARD AND SPECIAL COLOURS.

SIZES UP TO L. 550 X H 280 CM



QUADRA - B



HORIZON - B




MULTI LINE - B

REMARKS: ALSO AVAILABLE A NEW PANEL 16 AND 24 MODEL, WITH 25MM INSULATED PANEL.



SINGLE LINE - B

Quality and tradition



12 - 16 - SPECIAL

COUNTERWEIGHTED OVERHEAD DOOR IN GALVANISED STEEL WITH JAMBS MEASURING:

6 CM FOR MODEL 12, SIZES UP TO L. 250 X H 260 CM.

8 CM FOR MODEL 16, SIZES UP TO L. 340 X H 260 CM.

12-18 CM FOR THE SPECIAL MODEL, SIZES UP TO L. 650 X H 280 CM.



AESTHETICS HORIZONTAL

OUR OVERHEAD DOORS ALSO COME WITH HORIZONTAL FRETTING.

Modern fretting

AESTHETICS EXTRA LARGE-V

A NEW MODERN PATTERN WITH WIDER FRETTING AND THICKER CLADDING.



AESTHETICS EXTRA LARGE-O



Invisible



The most original overhead door



Carabinieri barracks - Milano Bovisa
Commissioned by: Euromilano S.P.A. Milano.
Contractor: Zoppoli & Pulcher SpA Torino.



"Residence Irene" - Marcon - Venezia
Arch. Stefano Maurizio
studio@stefanomaurizio.it



THE INVISIBLE OVERHEAD DOOR PROVIDES A MINIMALIST LOOK THAT DOES NOT INTERFERE WITH THE ARCHITECTURAL FAÇADE, BECOMING AN INTEGRAL PART OF YOUR HOUSE.
MANUAL AND MOTORISED VERSIONS AVAILABLE, ALSO NON-PROJECTING AND INSULATED.



ISOLMANT - NORMAL PLUS

THE SOLID, RELIABLE COUNTERWEIGHTED WOODEN OVERHEAD DOOR THAT COMBINES DE NARDI TECHNOLOGY AND EXPERIENCE. THE DOOR FRAME IS MADE WITH A REINFORCED STEEL PROFILE; THE METAL PARTS ARE GALVANISED AND PAINTED FOR MAXIMUM WEATHERPROOFING. THE DOOR, THE JAMBS AND THE HEAD ARE COVERED IN WOOD ON THE OUTSIDE, THE VERTICAL MATCHBOARDING RESP. THE SPECIAL AESTHETICS OF THE DOOR ARE DONE WITH VARIOUS TYPES OF WOOD WITH LONG-TERM SEASONING. INSULATION IS GUARANTEED BY HIGH-DENSITY SELFEXTINGUISHING POLYSTYRENE BETWEEN THE EXTERNAL COVERING DOOR AND THE INTERNAL PANELS.

ISOLMANT, NORMAL AND NORMAL PLUS: SIZE UP TO W 550 X H 280 CM.

NORMAL

THE BASIC VERSION OF THE DE NARDI WOODEN OVERHEAD DOORS. THE DOOR FRAME IS MADE WITH A GALVANISED STEEL PROFILE DESIGNED TO HOUSE THE RUBBER SEALING STRIP. A PRACTICAL SYSTEM OF COUNTERWEIGHTS IS INSERTED INTO THE STEEL JAMBS FOR EASY, EFFORTLESS OPENING. THE METAL PARTS ARE GALVANISED AND PAINTED, ON REQUEST, IN A DARK BROWN COLOUR OR RAL-COLOURS WITH STOVE-ENAMELLED POLYESTER POWDER FINISH FOR MAXIMUM WEATHERPROOFING.

BASIC 12-16


NEW VERSION WITH 6 TO 8 CM JAMBS. THE DOOR IS MADE UP OF 12MM THICK OKOUMÈ PLYWOOD PANELS.

BASIC 12:
SIZE UP TO W 250 X H 265 CM.
BASIC 16:
SIZE UP TO L 300 X H 265 CM.

SPECIAL AESTHETICS



BRILLANTE



DIAMANTE



ZAFFIRO



AMBRA



QUARZO



TURCHESE



AGATA




PERLA / RUBINO



TOPAZIO




CORALLO / SMERALDO



ONICE / GIADA



AMETISTA



MINIMAL LIGHT - V



MINIMAL EXTRA - V



MINIMAL LIGHT - O



MINIMAL EXTRA - O

VINYL



Alternative cladding



THE ELEGANT TO LOOK AT OVERHEAD DOOR WITH A HIGHLY RESISTANT, MAINTENANCE-FREE AND DURABLE COVERING.

THE DOOR COVERING IS MADE WITH SOLID PVC PROFILES WITH A DESIGN ON THE EXTERIOR WHICH REPRODUCES THE GRAIN OF WOOD.

DIMENSIONS UP TO W 550 X H 280 CM.

VINYL - 0

ANNIVERSARY



SPECIAL VERSION WITH PRECIOUS INSERTS IN SATIN STAINLESS STEEL



1968 2008

PRESTIGE

NORMAL - NORMAL PLUS - ISOLMANT




VINYL - V

ELEGANCE



The overhead door turns into a work of art



*Progetti per portoni basculanti DE NARDI
da eseguire in ferro finemente battuto
Studio Laboratorio Arte Simon Benetton*



**"TODAY, IRON FEATURES THE
VITALITY OF HARMONY IN
CREATIVE WORK AND THOUGHT"**

Art laboratory
Simon Benetton
Treviso

An innovative door for your garage

THE NEW LINE OF RESIDENTIAL SECTIONAL DOORS COMPLETES THE DE NARDI RANGE OF GARAGE DOORS. DISTINGUISHED BY EXCELLENT DURABILITY, RELIABILITY AND VERSATILITY, THE DIFFERENT SOLUTIONS, FINISHES AND COLOURS MAKE IT A VALID ALTERNATIVE TO TRADITIONAL STEEL OVERHEAD DOORS.

FAST SAFE PULLING DRIVE MOTORS BY FAAC ENSURE SIMPLE CONVENIENT USE. SIZES UP TO W. 600 X H. 350 CM.



QUADRA



MULTI LINE



SINGLE LINE



HORIZON

LOCK PROTECTION

BY DE NARDI

new
2014



A SIMPLE SOLUTION THAT WILL STOP THIEVES BREAKING INTO THE GARAGES OF BLOCKS OF FLATS AND UNDERGROUND CAR PARKS



Invisible wizardry...

ALTHOUGH THERE ARE NO VISIBLE WELD SPOTS OR FIXING SCREWS THE EXTERNAL APPEARANCE OF THE DOOR IS UNALTERED, MAKING THE INTERNAL PROTECTION "INVISIBLE".

Standard OVERHEAD DOOR: AFTER CUTTING THE SHEET METAL THE INTRUDER CAN SEE THE RELEASE LEVER AND OPEN THE OVERHEAD DOOR ...

OVERHEAD DOOR WITH **Lock Protection**: THE INTRUDER IS "DISCOURAGED" BY THE LOCK, CAN'T SEE THE RELEASE LEVER AND THEREFORE **CAN'T** OPEN THE OVERHEAD DOOR!



de nardi

by

FAAC



TEAM WORK BETWEEN TWO LEADING COMPANIES HAS RESULTED IN THE FAAC DN24 AND DN 230 GEARMOTORS FITTED IN ITALY EXCLUSIVELY BY DE NARDI ON ITS OVERHEAD DOORS.

MADE BY FAAC, DEVELOPED WITH DE NARDI, THEY GUARANTEE FUNCTIONALITY, DURABILITY AND SAFETY.

RETROFIT AUTOMATION

WE ALSO PROVIDE A RETROFIT AUTOMATION SERVICE THAT OFFERS OUR CUSTOMERS THE UTMOST IN SAFETY: A DE NARDI OVERHEAD DOOR HAS A RIGHT TO THE BEST AUTOMATION!

THE DE NARDI RANGE ALSO INCLUDES:



STEEL DOORS

NORMAL, PRATIC, MULTI PURPOSE, FIREPROOF REI 60/120



SHUTTERS AND GATES

BLIND MICRO-DRILLED SHUTTER, TUBULAR SHUTTER, GRID SHUTTER, COLLAPSIBLE GATE, STEEL BLIND, VERTICAL ROLLING SHUTTER



WOOD TYPES AND COLOURS



COLOUR CHART

PINE, YELLOW PINE, OKOUMÈ, DOUGLAS, IROKO, OAK, MAHOGANY.
ON DEMAND, WOOD TYPES OR COLOURS TO SAMPLES

WATER-BASED PAINTS PROTECT HEALTH AND THE ENVIRONMENT

STANDARD WARRANTY

3 JEARS FOR THE STAINED VERSION

4 JEARS FOR THE LACQUERED VERSION



PVC COLOURS

BELOW ARE EXAMPLES OF COLOURS SEEN ON THE OUTSIDE. CONSULT THE COLOUR CHART FOR YOUR FINAL CHOICE.



PRATIC COLOURS


POLYESTER POWDER COATING

ALL DE NARDI PRODUCTS ARE MADE EXCLUSIVELY IN GALVANIZED STEEL AND CAN BE PAINTED. TO CUSTOMIZE YOUR CHOICE WE HAVE 24 ATTRACTIVE STANDARD COLOURS AND ON DEMAND ANY RAL COLOUR.



FINISHES AND COLOURS FOR PANEL AND SECTOR 2

THE FINISHES AVAILABLE ARE PLAIN, EMBOSSED STUCCO, EMBOSSED WOOD, OR PAINTED IN ANY RAL COLOUR; CONSULT THE COLOUR CHART FOR YOUR FINAL CHOICE.



SALINE MIST RESISTANT PAINT

IF YOUR DE NARDI DOOR IS TO BE FITTED IN A COASTAL AREA, WE CAN PROVIDE A SPECIAL NON-CORROSIVE COATING THAT ENSURES MAXIMUM PROTECTION FROM SALINE MIST AND OTHER CORROSIVE SUBSTANCES IN THE ATMOSPHERE.



ACMI member



AGENTE DI ZONA / RIVENDITORE AUTORIZZATO

7/2014

DE NARDI SPA - CHIUSURE METALLICHE
Via G. Galilei, 9 - C.P. 51 - 31020 San Fior/TV - Italy
Tel. 0438 403044 r.a. - Fax 0438 408301
www.denardi.it info@denardi.it